

Things to Think About

- Many devices on your private water service may affect your pressure or flow. These devices such as softeners, filters or pressure reducing valves, should be maintained annually.
- Be prepared if you have a leak. Make sure you know where your main shut off valve and meter are located.
- Per Fire Protection Code, all hydrants must have 3 feet of open clearance in all directions for fire and flushing operations. This includes plants and vegetation.







At a Glance: Leak Chart

Even a small leak can make a HUGE impact. Take a look at the chart below to see just how much water can be wasted from even the smallest of holes.



Watson Water Company
4106 Utica Sellersburg Road
Jeffersonville, IN 47130

PRSR STD
US POSTAGE
PAID
LOUISVILLE KY
PERMIT #1225

Streams Diameter at 50 psi	Monthly Gallons Loss	Daily Average Loss
1/4" 	393,667	13,122
3/16" 	217,333	7,244
1/8" 	98,667	3,288
1/16" 	24,667	822

WATSON WATER CORPORATION

2023 Water Quality Report

PWS ID#5210016

Sign Up for
Paperless Billing

Try the
Customer Portal

www.watson-water.com



Automatic Payment Plan

If you would like to participate in this time-saving offer, please fill out the form below, **attach a voided check** from the account you wish to have the payment deducted from, and mail it to:
**Watson Water Company, 4106 Utica Sellersburg Road
Jeffersonville, IN 47130**

I (we) hereby authorize Watson Water Corporation, hereinafter called WWC, to initiate debit entries to my (our) checking account indicated below and the depository named below, hereinafter called DEPOSITORY. I understand that this could take up to two billing cycles to take effect.

Name of Bank: _____

Routing #: _____

Account #: _____

The name(s) listed below must be identical to the name on your WWC account.

Print Name (1): _____

Signature (1): _____ Date: _____

Print Name (2): _____

Signature (2): _____ Date: _____

List WWC Account Number (s): _____

Phone: _____

This authorization is to remain in full force and effect until WWC has received written notification from me (or either of us) of its termination in such time and in such manner as to afford WWC and DEPOSITORY a reasonable opportunity to act on it.

**PLEASE ATTACH A
VOIDED CHECK!**

Office Use Only:
 New Change
Entered On & By _____
Verified On & By _____

Use the Customer Portal and Stay Up to Date!

In order to better serve you, it is important to set up access to the Customer Portal to view your account information and to sign up for paperless billing. You can update your contact info, and keep up to date with current information and advisories.

Don't have access to the internet? No problem.
Here are 2 ways to stay updated:

Mail: Mail this form or drop off to:
4106 Utica Sellersburg Road
Jeffersonville, IN 47130

Phone: Call us at 812-246-5416

Name: _____

Address: _____

Phone #: _____

Thank you!
Watson Water Corporation

Watson Water Corporation is pleased to present
our annual report covering the year 2023.
100% Compliance

**IMPORTANT
NOTICE**

TRY PAPERLESS BILLING

Paperless billing is here. Customers can view their billing history and sign up for paperless billing today. Visit www.watson-water.com.

Our office is open Monday - Friday 8:30am - 4:30pm

www.watson-water.com | 812.246.5416

The U.S. Environmental Protection Agency (EPA) wants you to know:

Drinking water, including bottled water, may reasonably be expected to contain at least small amounts of some contaminants. The presence of contaminants does not necessarily indicate that water poses a health risk. More information about contaminants and potential health effects can be obtained by calling the EPA's Safe Drinking Water Hotline (1-800-426-4791).



The sources of drinking water (both tap water and bottled water) include rivers, lakes, streams, ponds, reservoirs, springs, and wells. As water travels over the surface of the land or through the ground, it dissolves naturally occurring minerals and, in some cases, radioactive material, and can pick up substances resulting from the presence of animals or from human activity. Contaminants that may be present in source water include:

Microbial contaminants, such as viruses and bacteria, which may come from sewage treatment plants, septic systems, agricultural livestock operations, and wildlife.

Inorganic contaminants, such as salts and metals, which can be naturally occurring or result from urban storm water runoff, industrial or domestic wastewater discharges, oil and gas production, mining, or farming.

Pesticides and herbicides, which may come from a variety of sources such as agriculture, urban storm water runoff, and residential uses.

Organic chemical contaminants, including synthetic and volatile organic chemicals, which are by-products of industrial processes and petroleum production, and can also come from gas stations, urban storm water runoff, and septic systems.

Radioactive contaminants, which can be naturally occurring or be the result of oil and gas production and mining activities.

While your drinking water meets EPA's standard for arsenic, it does contain low levels of arsenic. EPA's standard balances the current understanding of arsenic's possible health effects against the cost of removing arsenic from drinking water. EPA continues to research the health effects of low levels of arsenic, which is a mineral known to cause cancer in humans at high concentrations and is linked to other health effects such as skin damage and circulatory problems.

In order to ensure that tap water is safe to drink, EPA prescribes regulations which limit the amount of certain contaminants in water provided by public water systems. Food and Drug Administration regulations establish limits for contaminants in bottled water, which must provide the same protection for public health.

Watson Water has 7 wells located near the Ohio River in Jeffersonville. Well Head Protection Plan is available at our office.

For more information about your drinking water and for opportunities to get involved, please contact Ken Alexander, Manager, by emailing ken@watson-water.com, or calling 812-246-5416. Annual meeting is the 3rd Monday of April.

Information on Radon and Lead

Radon is a radioactive gas that occurs naturally in some ground waters. It may pose a health risk when the gas in the drinking water is released from water into air, as occurs during showering, bathing, or washing dishes or clothes. Radon gas is released into homes and ground water from soil. EPA is planning to regulate radon at a level of 300 pCi/L to 4,000 pCi/L. Inhalation of radon gas has been linked to lung cancer; however, the effects of radon ingested in drinking water are not yet clear. If you are concerned about radon in your home, tests are available to determine the total exposure level. For additional information on how to have your home tested for radon, contact your Indiana Radon Hotline at (800) 272-9723, or the National Radon Hotline at (800) 767-7236.

If present, elevated levels of lead can cause serious health problems, especially for pregnant women and young children. Lead in drinking water is primarily from materials and components associated with service lines and home plumbing. Watson Water Corp. is responsible for providing high quality drinking water, but cannot control the variety of materials used in plumbing components. When your water has been sitting for several hours, you can minimize the potential for lead exposure by flushing your tap for 30 seconds to 2 minutes before using water for drinking or cooking. If you are concerned about lead in your water, you may wish to have your water tested. Information on lead in drinking water, testing methods, and steps you can take to minimize exposure is available from the Safe Drinking Water Hotline or at <http://www.epa.gov/safewater/lead>.



Definitions

Action Level (or AL): The concentration of a contaminant, which, if exceeded, triggers treatment or other requirements, which a water system must follow.

Action Level Goal (ALG): The level of a contaminant in drinking water below which there is no known or expected risk to health. ALGs allow for a margin of safety.

Maximum Contaminant Level (MCL): The highest level of a contaminant that is allowed in drinking water. MCLs are set as close to the MCLGs as feasible using the best available treatment technology.

Maximum Contaminant Level Goal (MCLG): The level of a contaminant in drinking water below which there is no known or expected risk to health. MCLGs allow for a margin of safety.

Maximum Residual Disinfectant Level (MRDL): A required process intended to reduce the level of a contaminant in drinking water.

Maximum Residual Disinfectant Level Goal (MRDLG): The level of drinking water disinfectant below which there is no known or expected risk to health.

mrem/year: Millirems per year (a measure of radiation absorbed by the body).

NA: Not applicable.

ND: Not detectable at testing limits.

pCi/L (or picocuries per liter): A measure of radioactivity.

ppm (or parts per million): Milligrams per liter (mg/L).

ppb (parts per billion): One part substance per billion parts water, or milligrams per liter.

ppg: 11 grains per gallon

Watson Water Company Water Test Results

Regulated Contaminants								
Lead and Copper	Date Sampled	Range of Sampled Results	Action Level (AL)	90th Percentile	# of Sites over AL	Units	Violation	Likely Source of Contamination
Copper, Free	2020-2023	0.012-1.22	1.3	0.35	0	ppm	N	Erosion of natural deposits; Leaching from wood preservatives; Corrosion of household plumbing systems.
Lead	2020-2023	1-9	15	5	0	ppb	N	Corrosion of household plumbing systems; Erosion of natural deposits.
Disinfectants and Disinfection By-Products	Collection Date	Highest Level Detected	Range of Levels Detected	MCLG	MCL	Units	Violation	Likely Source of Contamination
Chlorine	2023	1	0.5-1.89	MRDLG=4	MRDL=4	ppm	N	Water additive used to control microbes.
Haloacetic Acids (HAA5) 3033 Blue Sky Loop, 3461 Morgan Trail, 5935 Pine View Ct, 8303 High Jackson Rd.	2022-2023	3, 8, 10, 12	2.4-9.7 6.1-12.2 8.2-12.4 6.5-14	No goal for the total	60	ppb	N	By-product of drinking water disinfection.
Total Trihalomethanes (TTHM) 3033 Blue Sky Loop, 3461 Morgan Trail, 5935 Pine View Ct, 8303 High Jackson Rd.	2022-2023	18, 24, 31, 28	6.8-36.4 14.3-36.8 24.1-33.4 17-29.3	No goal for the total	80	ppb	N	By-product of drinking water disinfection.
Inorganic Contaminants	Collection Date	Highest Level Detected	Range of Levels Detected	MCLG	MCL	Units	Violation	Likely Source of Contamination
Barium	1/11/2021	0.037	0.037-0.037	2	2	ppm	N	Discharge of drilling wastes; Discharge from metal refineries; Erosion of natural deposits.
Fluoride	1/11/2021	1.33	1.33	4	4	ppm	N	Erosion of natural deposits; Water additive which promotes strong teeth; Discharge from fertilizer and aluminum factories.
Nitrate [measured as Nitrogen]	2/14/2023	2.8	2.8	10	10	ppm	N	Runoff from fertilizer use; Leaching from septic tanks, sewage; Erosion of natural deposits.
Radioactive Contaminants	Collection Date	Highest Level Detected	Range of Levels Detected	MCLG	MCL	Units	Violation	Likely Source of Contamination
Gross alpha excluding radon and uranium	01/12/2020	3.2	3.2	0	15	pCi/L	N	Erosion of natural deposits.
Radium-228	1/12/2020	0.58	0.58	0	5	pCi/L	N	
Synthetic organic contaminants including pesticides and herbicides	Collection Date	Highest Level Detected	Range of Levels Detected	MCLG	MCL	Units	Violation	Likely Source of Contamination
Di (2-ethylhexyl) phthalate	7/24/2022	0.98	0-0.98	0	6	ppb	N	Discharge from rubber and chemical factories.

Indiana American Water Test Results

Regulated Contaminants								
Coliform and E. Coli	Year Sampled	MCLG	MCL	Highest Percentage OR Highest No. of Samples	Violation	Likely Source of Contamination		
Coliform	2023	0	*MCL - Less than 5% OR MCL = No more than 1 positive monthly sample	0%	N	Naturally present in the environment.		
E. Coli	2023	0	IT = No Confirmed Samples	0	N	Human and animal fecal waste.		
Lead and Copper	Date Sampled	MCLG	Action Level (AL)	90th Percentile	# of Sites over AL	Units	Violation	Likely Source of Contamination
Lead	2021	0	15	ND	0	ppb	N	Erosion of natural deposits, corrosion of household plumbing systems.
Copper	2021	1.3	1.3	0.622	0	ppm	N	Erosion of natural deposits; Leaching from wood preservatives; Corrosion of household plumbing systems.
Disinfectants and Disinfection By-Products	Collection Date	Highest Level Detected	Range of Levels Detected	MCLG	MCL	Units	Violation	Likely Source of Contamination
Distribution System Chlorine Residual*	2023	1.31	0.55-1.82	MRDLG=4	MRDL=4	ppm	N	Water additive used to control microbes. *Data represents the highest monthly running average of chlorine residuals measured throughout our distribution system
Haloacetic Acids (HAA5)	2023	16.7	14.5-16.7	No goal for the total	60	ppb	N	By-product of drinking water disinfection.
Total Trihalomethanes (TTHM)	2023	36.2	34.4-36.2	No goal for the total	80	ppb	N	By-product of drinking water disinfection.
Inorganic Contaminants	Collection Date	Highest Level Detected	Range of Levels Detected	MCLG	MCL	Units	Violation	Likely Source of Contamination
Fluoride	2021	0.77	NA	4	4.0	ppm	N	Erosion of natural deposits; Water additive which promotes stronger teeth; Discharge from fertilizer and aluminum factories.
Nitrate [measured as Nitrogen]	2023	0.14	NA	10	10	ppm	N	Runoff from fertilizer use; Leaching from septic tanks, sewage; Erosion of natural deposits.
Radioactive Contaminants	Collection Date	Highest Level Detected	Range of Levels Detected	MCLG	MCL	Units	Violation	Likely Source of Contamination
Beta/Photon emitters	05/02/2017	0.3	0.3-0.3	0	4	mrem/yr	N	Decay of natural and man-made deposits.
Uranium	05/02/2017	0.3065	0.3065-0.3065	0	30	ug/l	N	Erosion of natural deposits.

WATSON WATER CORPORATION

PFAS in Drinking Water

PFAS are known as "forever chemicals" and were manufactured by companies such as 3M and Dupont. It is not known at this time if most PFAS cause any health problems, but some have shown a link to human health and are being increasingly regulated. In the near future, the US EPA will issue new guidance on the amount of PFAS that are considered safe in drinking water. These new standards are being reviewed and will change how we test and treat our water.

Watson Water has completed 2 tests; one in October 2023 and recently, April 2024. The water tested below the limits established by the EPA. Watson Water will continue to test and inform members of our results as the new rules are implemented. More information is available at <https://www.epa.gov/pfas>. **As stated earlier, our water is safe and Watson Water is committed to following all new rules and regulations to ensure your safety.**

www.watson-water.com | 812.246.5416

**ADDITIONAL CONSUMER
CONFIDENCE REPORT
AWARENESS:**

Watson Water Corporation
4106 Utica Sellersburg Road
Jeffersonville, IN 47130

PRSR STD
US POSTAGE
PAID
LOUISVILLE KY
PERMIT #1225

“Immuno-compromised persons such as persons with cancer undergoing chemotherapy, persons who have undergone organ transplants, people with HIV/AIDS or other immune system disorders, some elderly and infants can be particularly at risk from infections. These people should seek advice about drinking water from their health care providers. EPA/CDC guidelines on appropriate means to lessen the risk of infection by *Cryptosporidium* and other microbial contaminants are available from the Safe Drinking Water Hotline (800-426-4791).”